



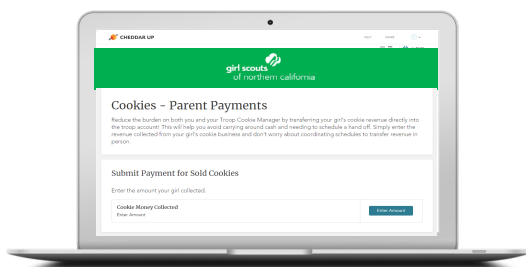
Using Cheddar Up for Product Programs

Cheddar Up is the preferred option for troops to collect product revenue from parents. It's also a recommended point-of-sale (POS) option for accepting in-person credit card payments from customers.

Get Started

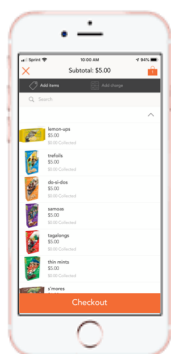
In advance of both the Fall Product and Cookie programs, two collections will be automatically added to your troop's Cheddar Up account to support both volunteers and entrepreneurs.

1 Collect Product Revenue



Everyone saves time when parents turn in product revenue online. Use this collection to have parents enter the amount collected and submit payment to the troop by echeck for only \$0.45. Troops then withdraw funds to their troop bank account in time for the council's ACH debit (allow at least two business days for echeck processing).

2 Collect at Point-of-Sale



Girls can easily accept in-person payments using this collection in combination with the Cheddar Up mobile app and Bluetooth card reader. It comes complete with product images and the ability to assign sales to each girl. When used with Cheddar Up's new card reader, you'll have reduced fees of only 2.6% + \$0.10.

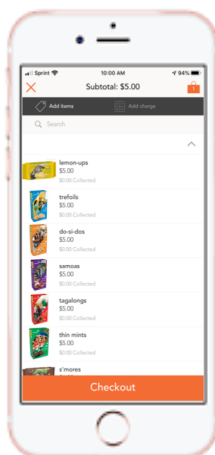
Need to activate your Cheddar Up account? Contact Cheddar Up Support (friendlysupport@cheddarup.com).

Cheddar Up Point-of-Sale How-To

To start accepting point-of-sale payments from customers, download the Cheddar Up mobile app, log into your troop's Cheddar Up account, and click on your POS collection.

1

Tap Point of Sale and add cookies to cart



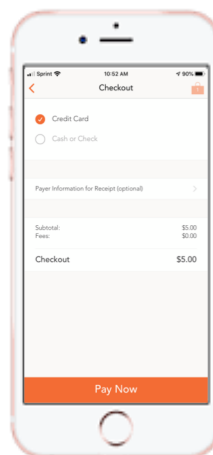
2

Assign the sale to a Girl Scout



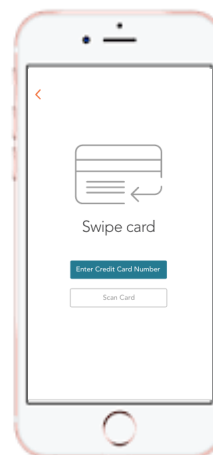
3

Select a payment method – cash or credit card



4

Swipe, scan or enter credit card info



Common Point-of-Sale FAQs

What are point-of-sale processing fees?

Exclusive to GSGLA troops, when a troop is using Cheddar Up's new bbpos card reader, processing fees are only 2.6% + \$0.10 per transaction. These fees are absorbed by the troop, by default, in accordance with GSUSA policies. If a troop is using Cheddar Up's mag strip reader, scan card or entering credit card information manually, fees are 2.6% + \$0.30.

How do I purchase a card reader?

Simply to go <https://swipe.cheddarup.com> to purchase a card reader.

Do I have to purchase a card reader?

While using a Cheddar Up card reader is more efficient, there are other options, such as entering the credit card number manually or scanning a credit card with a smart phone's camera (available for embossed cards only). For a video tutorial and step-by-step instructions on using the card reader, visit <https://support.cheddarup.com>

Need to activate your Cheddar Up account? Contact Cheddar Up Support (friendlysupport@cheddarup.com).