

# HOW TO REGISTER FOR DAY CAMP



\*Members registering for camp, must have a 2016-2017 Membership

\*Out of Council Members/Troops, contact [campregistration@girlscoutsla.org](mailto:campregistration@girlscoutsla.org)

Please note: This is a tutorial of how to register for camp. Screenshots are from last year's camp.

1. Visit our eBiz page at  
<https://gsusa.ebiz.uapps.net/vp/default.aspx?pid=52>

2. Type in the camp name on the search bar and hit enter.



Welcome to the Girl Scout registration site!

Live somewhere else? [Find your local Girl Scout council.](#)

#### eBiz Tutorials/Help

- ◆ [How to Create an eBiz Account](#)
- ◆ [How to Navigate eBiz as a New Leader](#)
- ◆ [How to Purchase Your Adult Membership](#)
- ◆ [How to Purchase Your Girl Scout's Membership](#)
- ◆ [How to Add a Child to an Adult Account](#)
- ◆ [List of Approved GSGLA Position Codes](#)
- ◆ Need additional assistance? [Fill out a Help Desk ticket.](#)

This is an inset image of the "Current Member Login" form. A red arrow points from the search bar in the main website header to the "Username:" field in this form. The form includes fields for "Username:" and "Password:", each with a "Username?" or "Password?" link. Below these fields is a green "Login" button. At the bottom, it says "First Time Online? Register Here." with a green "New Online Account" button.

**Current Member Login**

Username:  [Username?](#)


Password:  [Password?](#)

**Login**

First Time Online? Register Here.

**New Online Account**

3. After you hit “enter”, your camp will appear with a brief description. Click on the camp name in order to register for the camp.



## Activities



You searched for:  Mariposa Rangers






Your selections:

[Clear All](#)

### Refine Your Result

#### Category

- ☐ Girl Activities
- ☐ Outdoor

Sort by: Activity Date (Current to Future)    ... [1](#) [2](#) [3](#) ...   [View All](#) (1 - 1 of 1)

### Mariposa Rangers (June 12-16) MP

Entering grades: K-6

Are you ready for an adventure? Join us as we discover the great outdoors and learn survival skills like orienteering, outdoor cooking, and knot tying. Campers will explore local wildlife and learn what it takes to be a Mariposa Ranger! Daisies will earn the Sunny petal, Brownies will earn the Outdoor Adventurer badge, Juniors will earn the Camper badge, and Cadettes will earn the Trailblazer badge.

Contact person: Brianna Colomb [BColomb@girlscoutsla.org](mailto:BColomb@girlscoutsla.org)



4. On the eBiz page, select the camp and scroll all the way down to click on “Login Here”

☒ Mariposa Rangers (K-6) 06.12.17 MP

**June 12, 2017 09:00 AM-June 16, 2017 04:00 PM**  
(Registration Closes at 11:59 PM ET on June 07, 2017)  
Mariposa Program Center  
Altadena, CA

**100 Spots Available**

Rates	Registered Girl Member
List Price	\$185.00 <b>\$0.00 Deposit</b> due February 01, 2017; <b>Remainder \$185.00</b> due February 09, 2017

[Back](#) [Login Here](#)

5. Please enter your Username and Password for your eBiz account, click login.

Please Log In or Create a New Online

You must log in to proceed with a Girl Scouts even  
If you are brand-new to Girl Scouts, please create

Current Member Login

Username:

[Username?](#)

Password:

[Password?](#)

Login

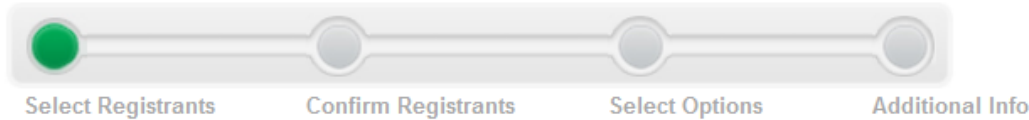
If you are having issues logging into your account,  
please contact  
[campregistration@girlscoutsla.org](mailto:campregistration@girlscoutsla.org)



6. This is where you will select the girl(s), you would like to register for this camp. Select the checkbox next to their name(s), click “continue”.



## Registration



### Mariposa Rangers (June 12-16) MP

**Select Registrants**

**Legend** ☒ Already Registered Currently In Cart [Prerequisites Not Met](#)

**My Family**

	Child	Price
<input checked="" type="checkbox"/>	[Redacted]	\$185.00

	Adult	Price
<input type="checkbox"/>	[Redacted]	NA
<input type="checkbox"/>	[Redacted]	NA

Please note: Adults are unable to register for Day Camp

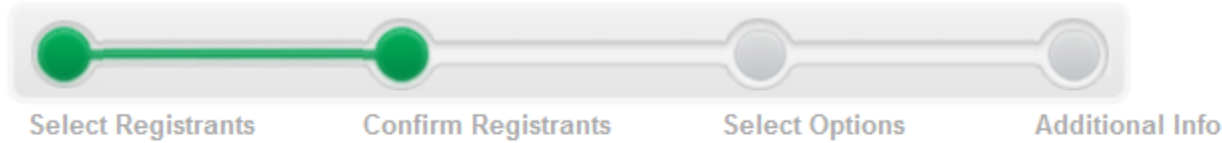
**Back** **Continue**



7. Here you will confirm, that these are the girl(s) you would like to register for this camp. If this is correct, click continue. If this is not correct, please select the back button and update.



## Registration



### Mariposa Rangers (June 12-16) MP

#### Confirm Registrants

##### My Family


	Child	Price
<input checked="" type="checkbox"/>	[REDACTED]	\$185.00

Back

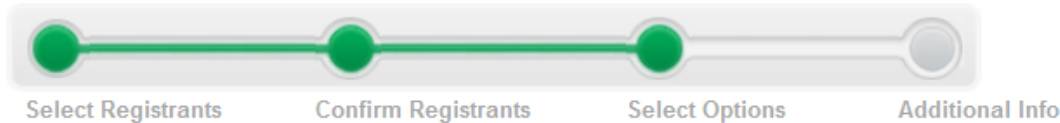
Continue



8. Next you will need to select if you would like any Extended Care. Once you have selected the one(s) you will want, click “continue”.



## Registration




### Mariposa Rangers (June 12-16) MP

#### Select Options

[Collapse All](#)

\* Required

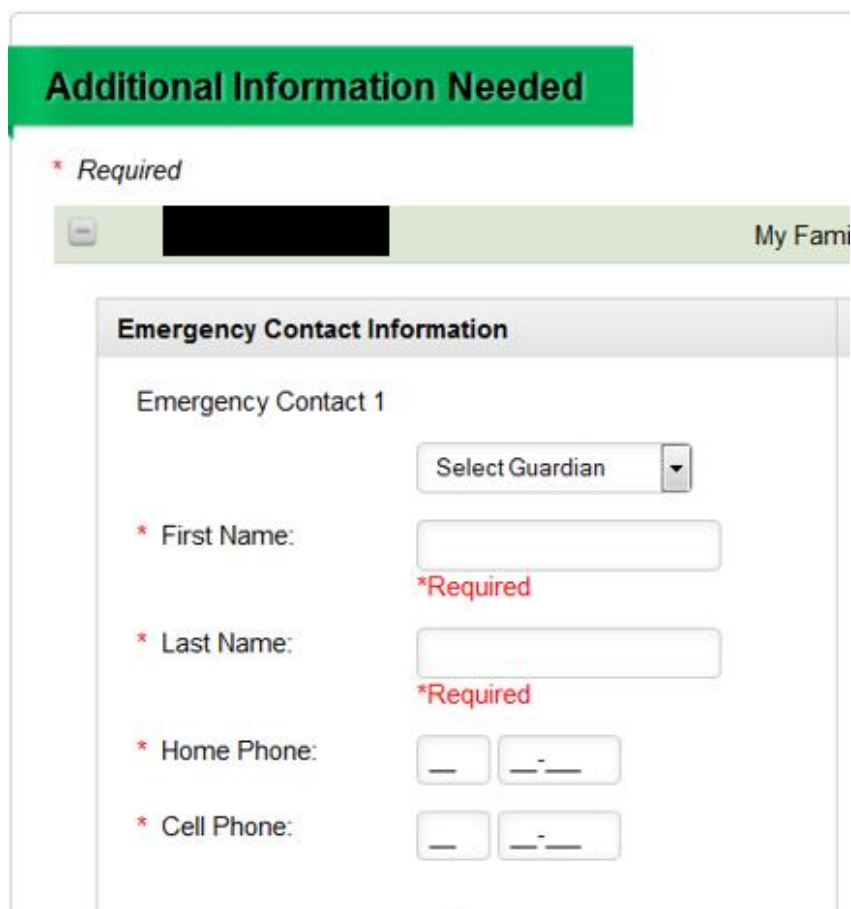
		Your Price: \$0	
Option	Selection		Sub Total
<p>* Extended Care Options AM Care is available from 7 a.m. to 9 a.m. PM Care is available from 4 p.m. to 6 p.m.</p>	<input type="checkbox"/> Mariposa Rangers AM Extended Care	\$25.00	
	<input type="checkbox"/> Mariposa Rangers PM Extended Care	\$25.00	
	<input type="checkbox"/> Mariposa Rangers NO Extended Care	\$0.00	

Back

Continue

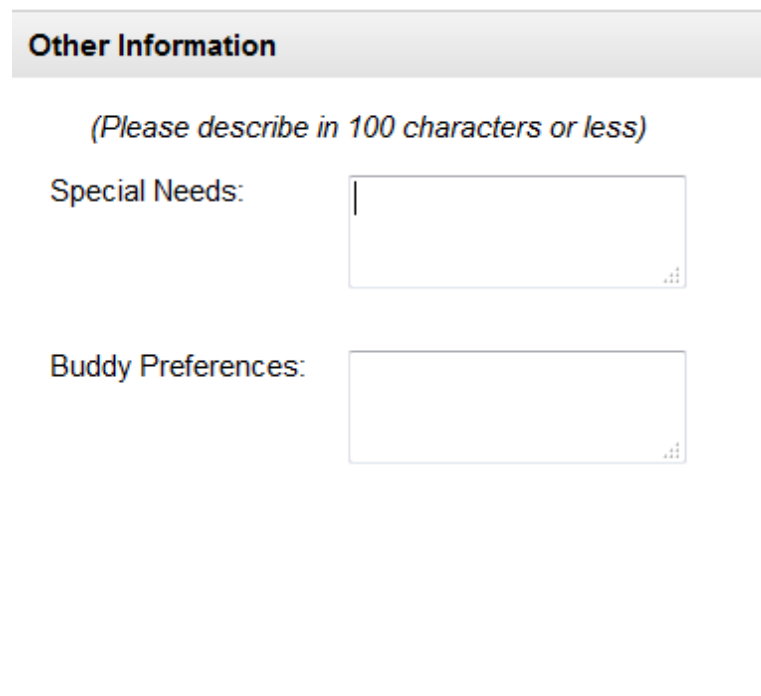


9. Enter the Emergency Contact Information. It is required to at least have one emergency contact.



The screenshot shows a web form titled "Additional Information Needed" in a green header. Below the header, there is a red asterisk and the word "Required". A green bar contains a small icon and a blacked-out name, with "My Fami" visible to the right. Below this is a section titled "Emergency Contact Information". Under this section, it says "Emergency Contact 1". There is a dropdown menu labeled "Select Guardian". Below that are four fields, each with a red asterisk and the word "Required": "First Name:", "Last Name:", "Home Phone:", and "Cell Phone:". The phone fields are split into two boxes each, with a hyphen in between.

10. To the right side of Emergency Contact Information, there is a section where you can enter any special needs and/or to request a buddy.




The screenshot shows a web form section titled "Other Information" in a grey header. Below the header, it says "(Please describe in 100 characters or less)". There are two text input fields: "Special Needs:" and "Buddy Preferences:". Both fields have a small icon in the bottom right corner.

\*Buddy Preference\* it is recommended that buddies be within a grade or two of each other. Please remember every attempt is made to place girls together, but it is not always guaranteed.





11. Now that you have entered all of the information for the camp, you will be taken directly to your Shopping Cart. Select whether you would like to pay the deposit or pay in full. Please click on CHECK OUT. You will need a credit or debit card in hand.



## Shopping Cart

<

My Family (1)

>

My Family

In Your Cart (1)

Clear Cart

Please be aware of what payment choice you are making.  
Balances are due 4 weeks prior to start of camp.

Continue Shopping

Activities

Children		Amount	Qty	Total
<div></div>	Mariposa Rangers (June 12-16) MP			
	Mariposa Rangers (K-6) 06.12.17 MP	<div><div><input checked="" type="radio"/> Deposit (\$50.00)</div><div><input type="radio"/> Pay in Full (\$185.00)</div></div>	1	\$50.00
	Mariposa Rangers NO Extended Care	\$0.00	1	\$0.00

Edit

Delete

Save For Later

Section Total:

\$50.00

Today's Total:


\$50.00

Shipping, Tax and Discounts will be calculated during the checkout process.

Checkout >

Please note: If you have selected any Extended Care(s), payment for Extended Care(s) is due while registering.





Once you have entered your credit card information and clicked process, you have successfully registered for camp!

You will receive a confirmation email within the next few minutes. If you do not, first check your spam folder. If your confirmation email is still not there, please email [campregistration@girlscoutsla.org](mailto:campregistration@girlscoutsla.org) and we will resend you the confirmation.

**Please note: Deposits are non-refundable. Deposits and Camp Sessions are non-transferrable. Camp balances are due 4 weeks prior to start of camp.**

Please contact [campregistration@girlscoutsla.org](mailto:campregistration@girlscoutsla.org) if you come across any of the following:

- Any error messages while registering for camp. Please provide a screen shot of the error message with your email so we can better assist you.
- Forgot to enter any special needs or buddy preference, please email [campregistration@girlscoutsla.org](mailto:campregistration@girlscoutsla.org) and we will enter the information for you.

**Thank you for making Girl Scouts of Greater Los Angeles your choice for Summer Camp!!**